

USCD034RH
● FEATURES

- * Halogen-free type
- * Compliance to RoHS product
- * Lead less chip form, no lead damage
- * Low power loss, High efficiency
- * High current capability, low VF
- * Plastic package has Underwriters Laboratory Flammability Classification 94V-0

● APPLICATION

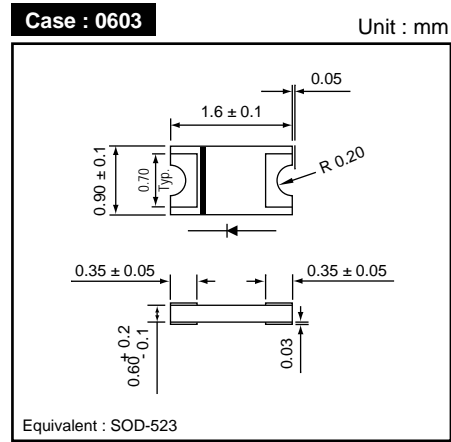
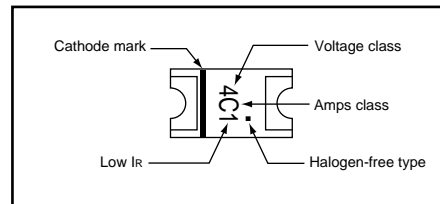
- * Switching mode power supply applications
- * Portable equipment battery applications
- * High frequency rectification
- * DC / DC Converter
- * Telecommunication

● MECHANICAL DATA

Case : Packed with FRP substrate and epoxy underfilled
 Terminals : Pure Tin plated (Lead-Free),
 solderable per MIL-STD-750, Method 2026.
 Polarity : Laser Cathode band marking
 Weight : 0.003 gram

● PACKING

- * 3,000 pieces per 7" (178mm ± 2mm) reel
- * 5 reels per box
- * 6 boxes per carton

● OUTLINE DIMENSIONS

● MARKING

Absolute Maximum Ratings (Ta = 25 °C)

ITEM	Symbol	Conditions	Rating	Unit
Repetitive peak reverse voltage	VRRM		40	V
Average forward current	IF(AV)		300	mA
Peak forward surge current	IFSM	8.3ms single half sine-wave	2.0	A
Junction temperature	Tj		125	°C
Operating temperature range	Topr		-40 to +125	
Storage temperature range	TSTG		-40 to +125	

Electrical characteristics (Ta = 25 °C)

ITEM	Symbol	Conditions	Min.	Typ.	Max.	Unit
Forward voltage	VF	IF = 1mA IF = 300mA	- -	0.30 0.46	0.37 0.50	V
Repetitive peak reverse current	IRRM	VR = @ 10V , Ta = 25 °C	-	0.55	1.0	uA
Junction capacitance	Cj	VR = 4V, f = 1.0 MHz	-	30	-	pF
Thermal resistance	Rth(JA)	Junction to ambient	-	160	-	°C/W
	Rth(JL)	Junction to lead	-	110	-	°C/W

FIG. 1 - TYPICAL FORWARD CURRENT DERATING CURVE

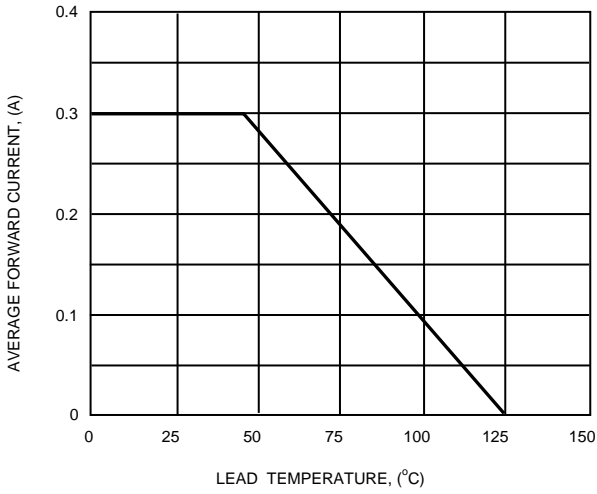


FIG. 2 - MAXIMUM NON-REPETITIVE PEAK FORWARD SURGE CURRENT

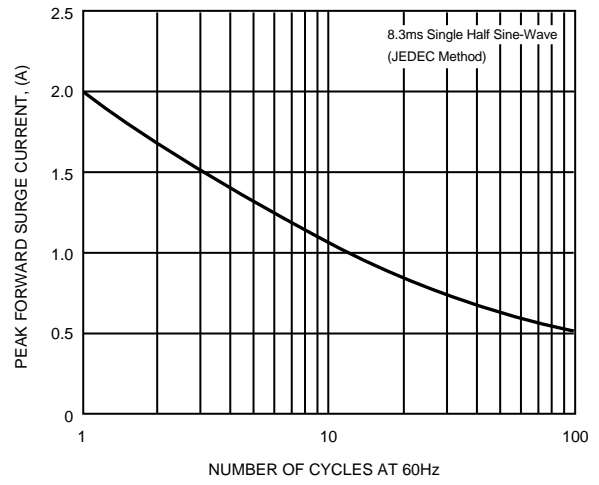


FIG. 3 - TYPICAL INSTANTANEOUS FORWARD CHARACTERISTICS

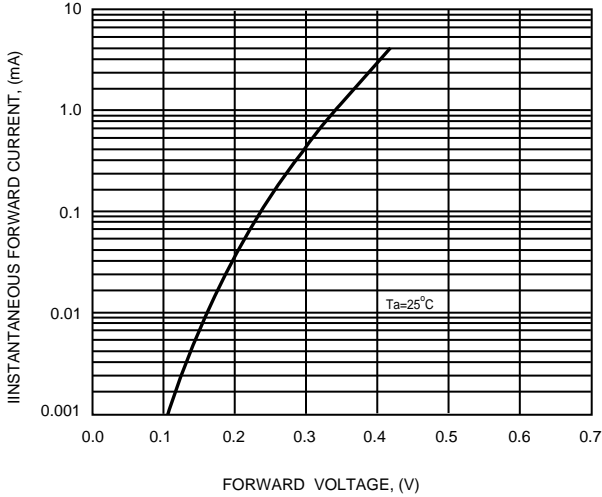


FIG. 4 - TYPICAL INSTANTANEOUS FORWARD CHARACTERISTICS

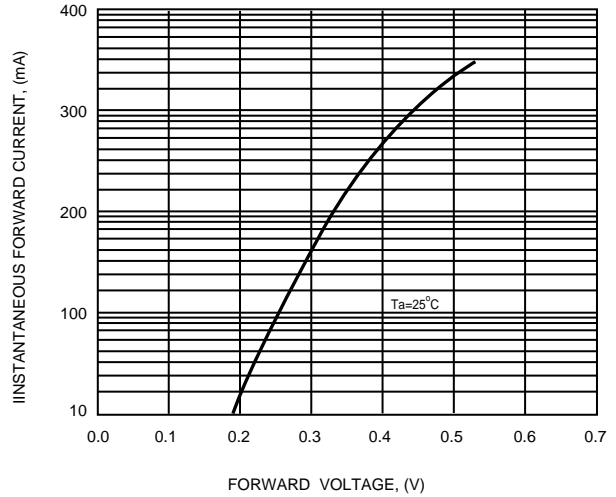


FIG. 5 - REVERSE CHARACTERISTICS

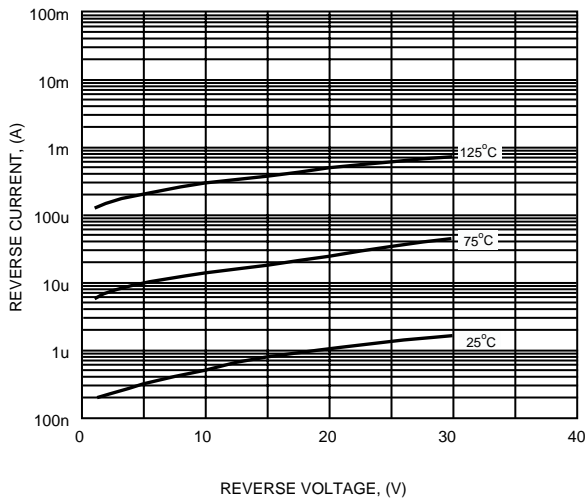


FIG. 6 - TYPICAL JUNCTION CAPACITANCE

